

RECOMMENDED FABRICS

Cotton/Polyester Blends
100% Polyester




INK APPLICATION

Poly White 741 should be used right from the container without any modifications



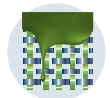
ADDITIVES

If modification is necessary, use 1% to 10% by weight of 1099 Low Bleed Curable Reducer




SCREEN MESH

60-160 t/in (24-43 t/cm) monofilament



EMULSION

Any direct or indirect emulsion or capillary film in the 35 to 70 micron range



SQUEEGEE

65-75 Durometer
Sharp edge



CURE TEMPERATURES

275°F-325°F (135°C-163°C)
entire ink film



CLEAN-UP

Any eco-friendly plastisol screen wash



PRODUCT PACKAGING

Quart, 1 gallon, 5 gallon, 30 gallon or 50 gallon containers



STORAGE OF INK CONTAINERS

65° to 90°F (18°C to 32°C)
Avoid storage in direct sunlight
Keep containers well sealed



SDS

Refer to SDS prior to use

FEATURES

741 Poly White is a ultra low bleed, high pigment, fast flashing, low tack, non-phthalate plastisol screen printing ink.

Poly White 741 is specifically formulated to help block dye migration problems on various problem polyester content fabrics.

SPECIAL RECOMMENDATIONS

For optimum bleed resistance, use an 86 t/in or 34 t/cm mesh screen base plate and overprint with an 110 t/in or 43 t/cm mesh screen. Avoid over-flashing, as it can result in poor inter-coat adhesion of overprinted colors or increased dye migration. Adjust flash settings so that the ink is just dry to the touch.

For ultimate bleed resistance, print-flash-print-flash 2 basecoats of Guardian Gray™ 7043 through either an 110 t/in or 43 t/cm mesh screen or an 86 t/in or 34 t/cm mesh screen. Followed by print-flash-print 2 topcoats of Poly White 741 through an 110 t/in or 43 t/cm mesh screen. Again, avoid over-flashing, as it can result in poor inter-coat adhesion of overprinted colors or increased dye migration. Adjust flash settings so that the ink is just dry to the touch.

IMPORTANT INFORMATION

Poly White 741 is an ultra low bleed ink, not a non-bleed ink. On some types of fabric, bleeding or dye migration may occur. Always test print the fabric to be printed before beginning production. It is best to do some long term testing on fabrics to determine if they are going to bleed. Bleeding or dye migration may not occur right away.

Dwell time should be increased to adjust for thick ink deposit. Failure to fuse the ink properly may result in cracking, poor adhesion and poor wash fastness. Higher than recommended temperatures or longer than necessary dwell times may increase dye migration.

Adding any reducers or additives can lower the bleed resistance, opacity, or increase cure times of ink. **STIR** the ink prior to printing on press and after addition of reducers or additives.

Test dryer temperatures and wash test printed product before and during a production run.

DISCLAIMER

Recommendations and statements made are based on International Coatings' research and experience. Since International Coatings does not have any control over the conditions of use or storage of the product sold, International Coatings cannot guarantee the results obtained through use of its products. All products are sold and samples given without any representation of warranty, expressed or implied, of fitness for any particular purpose or otherwise, and upon condition that the buyer shall determine the suitability of the product for its own purpose. This applies also where rights of third parties are involved. It does not release the user from the obligation to test the suitability of the product for the intended purpose and application.

REV. 2400001